

SEE DETAIL "E", ON SHEET 2 FOR SIDE SHIELD INSTALLATION.

Add sleeving and ty-raps to all points where cables are secured to the battery rack. This will prevent cable from being damaged. (TYPICAL both sides)

Add sleeving and ty-raps to all points where "C" channel may come in contact with cable. This will prevent cable from being damaged. (TYPICAL both sides)

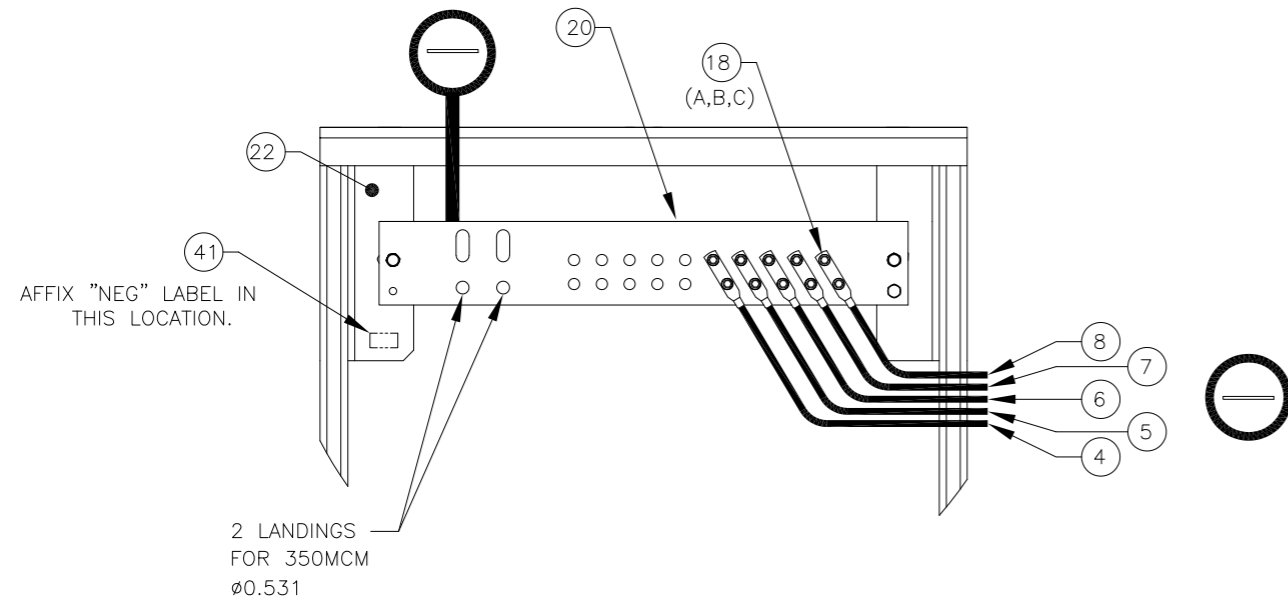
- NOTES:
1. ANCHORS NOT PROVIDED.
 2. RECOMMENDED ANCHOR SIZE IS HILTI, HSL M12/25 OR EQUIVALENT
 3. ESTIMATED RACK ASSEMBLY WEIGHT, 300LBS. ESTIMATED FULL SYSTEM WEIGHT, 3000LBS.
 4. POSITIVE AND NEGATIVE BUS ARE NOT DESIGNED TO SUPPORT WEIGHT OF CABLE(S).
 5. SEE SHEET 2 FOR DETAILS.
 6. ITEM #21, CORD CLIP, SHIPPED LOOSE FOR CUSTOMER INSTALLATION.
 7. BATTERIES TO BE ORDERED SEPARATELY.
 8. FREE CABLE ENDS MUST BE PROTECTED FROM SHORT, USE ITEM #15.

SYSTEM PART NUMBER: **110-7050-05**

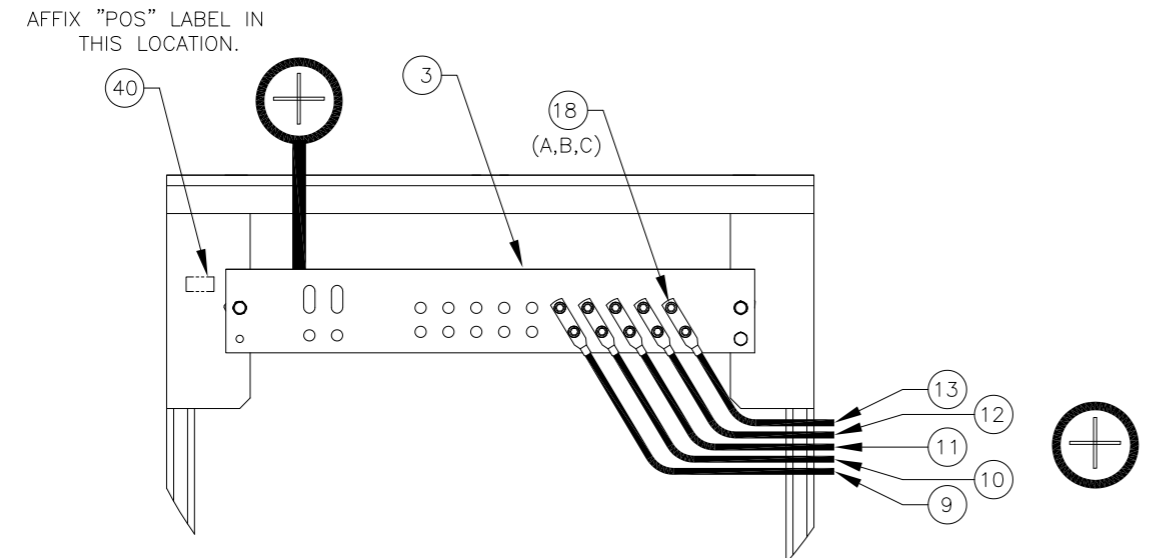
BILL OF MATERIALS			
ITEM	QTY	PART NO.	DESCRIPTION
1	1	170.0501.00A	BATTERY RACK
2	1	202.3244.03A	BLANK PANEL
3	1	209.5501.10	GROUND RETURN BUS BAR
4	1	WIR02710	CABLE ASSY, #4 94" LG.
5	1	WIR02711	CABLE ASSY, #4 80" LG.
6	1	WIR02712	CABLE ASSY, #4 68" LG.
7	1	WIR02713	CABLE ASSY, #4 56" LG.
8	1	WIR02714	CABLE ASSY, #4 42" LG.
9	1	WIR02715	CABLE ASSY, #4 92" LG.
10	1	WIR02716	CABLE ASSY, #4 78" LG.
11	1	WIR02717	CABLE ASSY, #4 64" LG.
12	1	WIR02718	CABLE ASSY, #4 50" LG.
13	1	WIR02719	CABLE ASSY, #4 36" LG.
14	8	PH02948	CLIP, SIDE SHIELD
15	10	RE03879	SHIPPING CAP, FOR #4 LUGS (NOT SHOWN)
16	2	PH02931-11	SIDE SHIELD, FR PVC. 17.25" X 9.50"
17	1	PH02941	LABEL: LOGO
18A	20	210.1292.00	BOLT, 3/8-16 X 1.00" S.S.
18B	40	212.2518.00	WASHER, FLAT 3/8" S.S.
18C	20	211.0506.01	NUT, HEX, "KEPS" 3/8"-16 S.S.
19	1	225.8531.00	LABELS: 1A-4E
20	1	209.5501.10	BUS BAR
21	10	PH02944	CABLE CLIP
22	2	202.8676.00	BUS BAR, MOUNTING BRACKET
40	1	JN00193-1	LABEL: "POS"
41	1	JN00193-2	LABEL: "NEG"
61	6'	032.0002.01	SLEEVEING
62	40	216.6020.00	TY-RAP
63	5	208-8500-50A	BRACKET, BATT RACK
64	15	JH01370	SCREW, 1/4-20 X 1/2"
65	15	JH01245	NUT, 1/4-20
500	4	213-1410-00	SPACER, FIBERGLASS (NOT SHOWN)
501	8	210-7004-01	SCREW, STL.IND. HEX (NOT SHOWN)
502	1	212-2516-00	WASHER, FLAT (NOT SHOWN)
503	1	212-5754-00	WASHER, BELLEVEILLE (NOT SHOWN)
504	1	210-1282-00	SCREW, SS, HEX (NOT SHOWN)
505	1	211-0501-01	NUT, HEX (NOT SHOWN)

ISSUES			
ISSUE #	DESCRIPTION	ISS. BY ISS. DATE	APP. BY APP. DATE
1	SEE ECN 16513 Original release of documentation.	KEL 09/12/08	CJM 9/26/08
2	SEE ECN 16723 Made changes to sheet 2, sections A-A and B-B.	WD 2/19/09	DBW 2/20/09
3	SEE ECN 16755 MADE CORRECTIONS TO DRAWING BOM & BOM IN MAPICS	WD 3/19/09	MCM 3/20/09
4	SEE ECN 16902	WD 6/30/09	MCM 7/6/09
5	SEE ECN 17514	WD 11/8/10	MCM 11/8/10

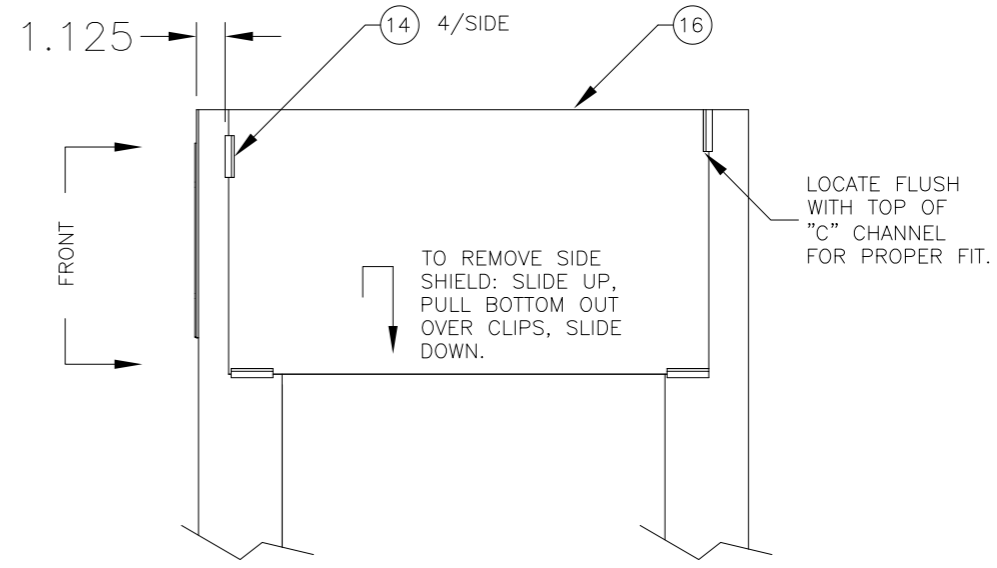
UNLESS OTHERWISE SPECIFIED DIMENSIONS ARE IN INCHES TOLERANCES ON:	APPROVALS		DATE
	±	DRAWN K.E. LEWIS	
HOLES ±	CHECKED DBW		9/25/08
FRACTIONS ±	APPROVED CJM		9/26/08
DECIMALS (XX) ±	APPROVED		
DECIMALS (XXX) ±			
ANGLES ±			
SQUARE CORNERS AND ANGLES ARE 90° UNLESS OTHERWISE SPECIFIED.			
MATERIAL:			
FINISH:			
PROPRIETARY INFORMATION NOT TO BE COPIED, USED OR DISCLOSED WITHOUT PRIOR WRITTEN PERMISSION FROM UNIPOWER, LLC.			
BATTERY SYSTEM, -48VDC, CHARGE & RETURN BUS 5-TIER FA RACK (NEBS ZONE 2)			
SIZE B	DOC TYPE / NUMBER J 110-7050-05		ISSUE 5
SCALE: NONE	SHEET: 1 OF 3	FILE NAME: J110-7050-05_ISS_5	



VIEW A - A



VIEW B - B

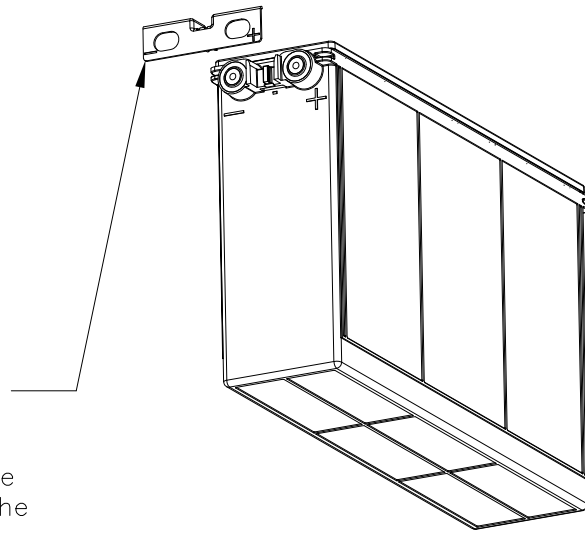


VIEW E
SIDE VIEW

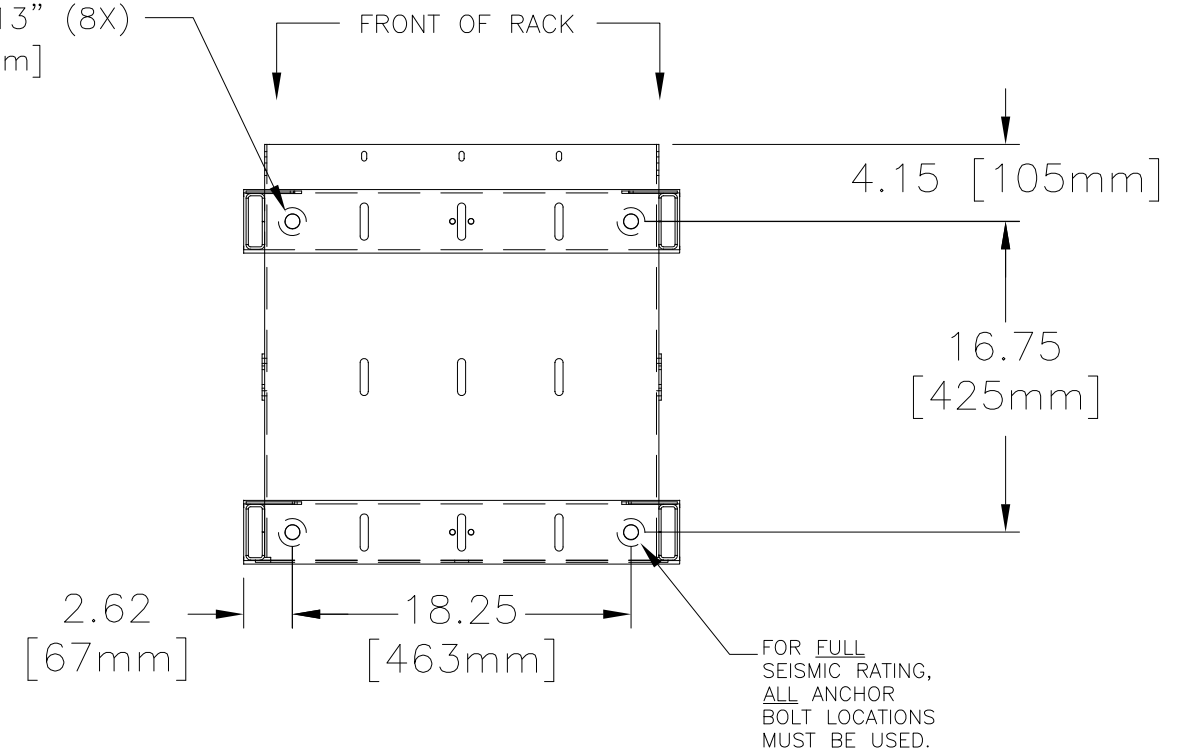
NOTE:
TYPICAL INSTALLATION
OF PH02948, ON EACH
SIDE OF RACK.

PROPRIETARY INFORMATION NOT TO BE COPIED, USED OR DISCLOSED WITHOUT PRIOR WRITTEN PERMISSION FROM UNIPOWER, LLC.		
SIZE B	DOC TYPE / NUMBER J 110-7050-05	ISSUE 5
SCALE: NONE	SHEET: 2 OF 3	FILE NAME: J110-7050-05_ISS_5

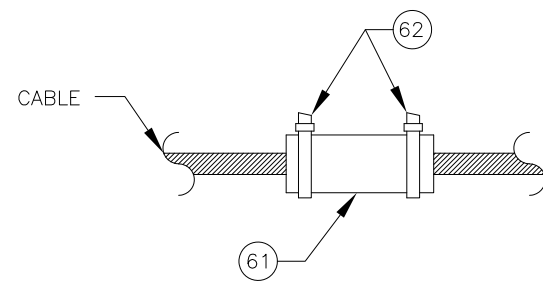
Battery terminal covers must be removed to attach the battery straps. After the straps are attached, replace the covers.



Ø0.813" (8X)
[21mm]



BOTTOM VIEW
(RACK MOUNTING LOCATIONS)



ALL BATTERY CABLES THAT CROSS OVER ANY RACK EDGE IS INSULATED WITH ACRYLIGLASS "C" SLEEVING TO PREVENT ANY DAMAGE TO THE CABLE.

PROPRIETARY INFORMATION NOT TO BE COPIED, USED OR DISCLOSED WITHOUT PRIOR WRITTEN PERMISSION FROM UNIPOWER, LLC.		
SIZE B	DOC TYPE / NUMBER J 110-7050-05	ISSUE 5
SCALE: NONE	SHEET: 3 OF 3	FILE NAME: J110-7050-05_ISS_5