

ED0981-5002-A1 Issue 3A

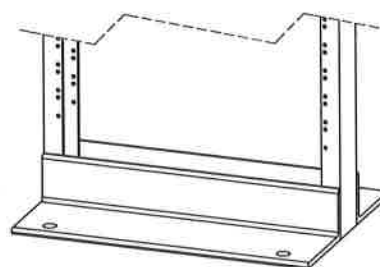
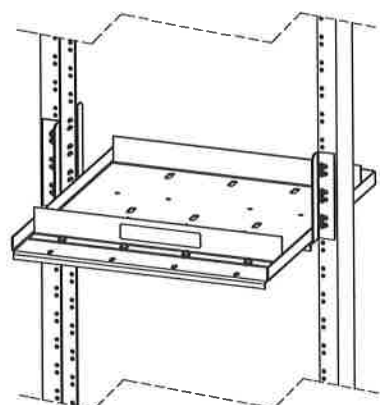
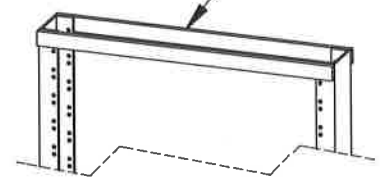
A

B

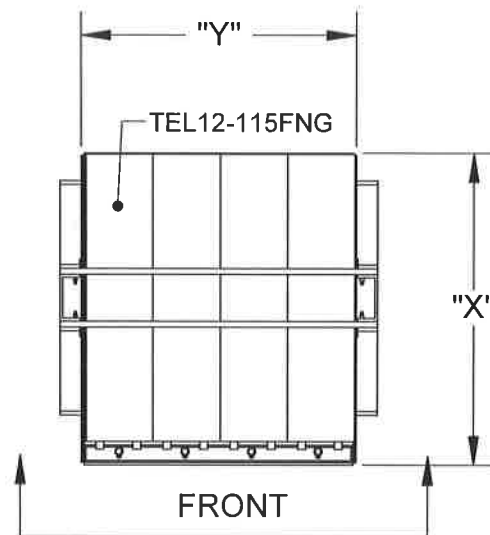
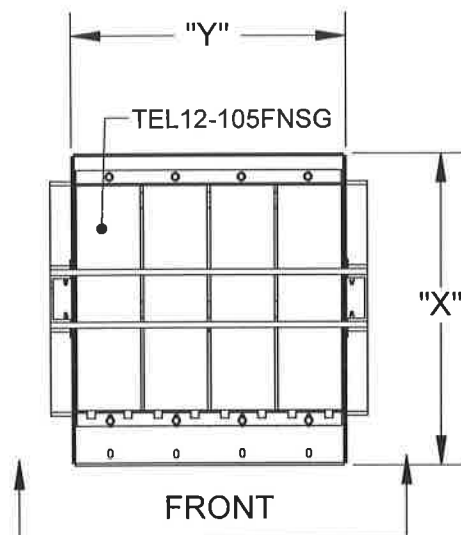
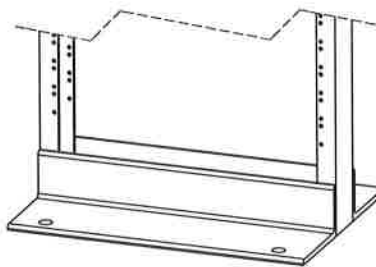
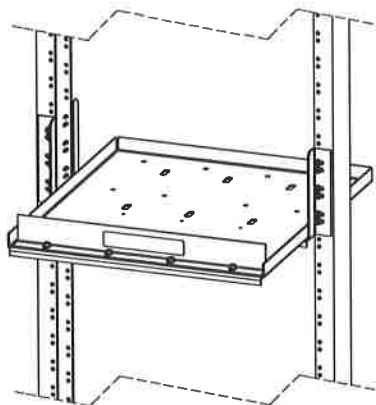
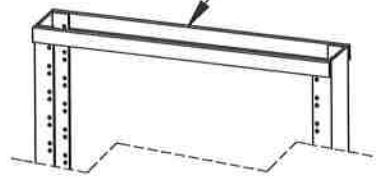
C

D

19" RELAY RACK



19" RELAY RACK



ITEM NO.	DESCRIPTION	111.2027.01A QTY.	111.2027.02A QTY.
0010	TRAY	1	1
0020	BRACKET	1	1
0030	BRACKET	2	1
0400	LABEL	1	1
0500	WASHER	2	2
0501	SCREW	24	24
0502	NUT	4	4
0503	BOLT	8	4
0504	NUT	8	4

BATTERY AND TRAY CONFIGURATION TABLE					
BATTERY	Battery tray Part #	Rack Size	Tray outside "X" Dimension	Tray outside "Y" Dimension	Tray Dimension
TEL12-105FNSG	111.2027.01A	19"	20"	17.59"	14.40" X 17.25"
TEL12-115FNG	111.2027.02A	19"	20"	17.59"	18.30" X 17.25"

ISSUE

ISSUE	DESCRIPTION	Issue By Issue Date
1	SEE ECN 17704 (Original release of documentation)	KEL 5/10/2011
2	SEE ECN 18117 Removed the "Usable tray" columns and added "Tray dimension" column.	KEL 02/28/12
3	PCO# 44326 Changed LOGO from C&D to UNIPOWER	KEL 04/25/17

NOTES:
1) DIMENSIONING AND TOLERANCING PER ISO 2768-1 M (MEDIUM).
2) PART MUST BE CLEAN, DRY, AND FREE OF BURRS, CHIPS, AND OTHER MANUFACTURING DEBRIS.
3) BREAK ALL SHARP EDGES.
4) MARK WITH PERMANENT INK, UNIPOWER PART NUMBER, REVISION LEVEL AND VENDOR IDENTIFICATION USING MIN. 4MM HIGH CHARACTERS LOCATED APPROXIMATELY WHERE SHOWN.
5) BEND RELIEFS TO BE MATERIAL THICKNESS MAX.
6) EXCEPT WHERE NOTED, INTERNAL BEND RADIUS TO BE MATERIAL THICKNESS MAX.
7) THE FINISHED PART AND ALL OF ITS COMPONENTS MUST MEET THE REQUIREMENTS OF THE RoHS DIRECTIVE OF 2011/65/EU.
8) DIMENSIONS ARE IN MILLIMETERS.
9) INSIDE RADIUS OF CUTS CAN HAVE R=0 TO 1.6MM
10) IT IS DESIRED, BUT NOT REQUIRED, TO MARK EACH PART WITH PART NUMBER, ISSUE NUMBER, & LOT CODE IN THE AREA INDICATED.

UNLESS OTHERWISE SPECIFIED:

IMPERIAL DIMENSIONS AND TOLERANCES ARE:
FRACTIONAL: $\pm 1/32$
ANGULAR: ± 1
ONE PLACE DECIMAL ± 0.04
TWO PLACE DECIMAL ± 0.02
THREE PLACE DECIMAL ± 0.010
HOLES: $+0.004 / -0.002$

METRIC DIMENSIONS AND TOLERANCES ARE PER:
ISO 2768-1 M (MEDIUM).

THIRD ANGLE PROJECTION



DIMENSIONS ARE IN:

	NAME	DATE
DRAWN	K.E. LEWIS	05/03/11
CHECKED	MCM	05/03/11

PROPRIETARY INFORMATION

NOT TO BE COPIED, USED, TRANSMITTED, OR DISCLOSED WITHOUT PRIOR WRITTEN PERMISSION FROM UNIPOWER, LLC

WORKMANSHIP:

MATERIAL:

FINISH:



TITLE:
**BATTERIES & BATT TRAY, 19" RELAY RACK
CONFIGURATION DOCUMENTATION**

SIZE	DOC TYPE / NUMBER	ISSUE
B	111-2027-XX PN	3
SCALE N/A	SHEET 1 OF 3	FILE 111-2027-XXPN.SLDDRW

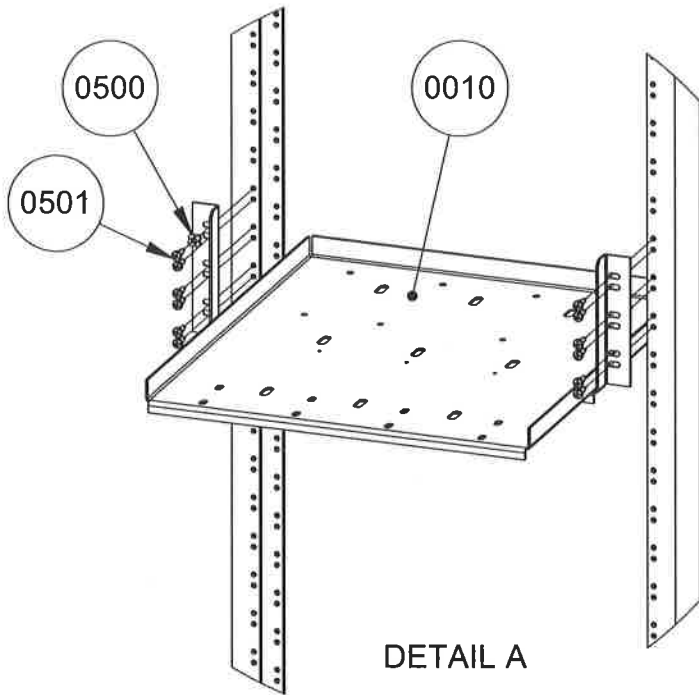
ED 061-15002-92 Issue 2

A

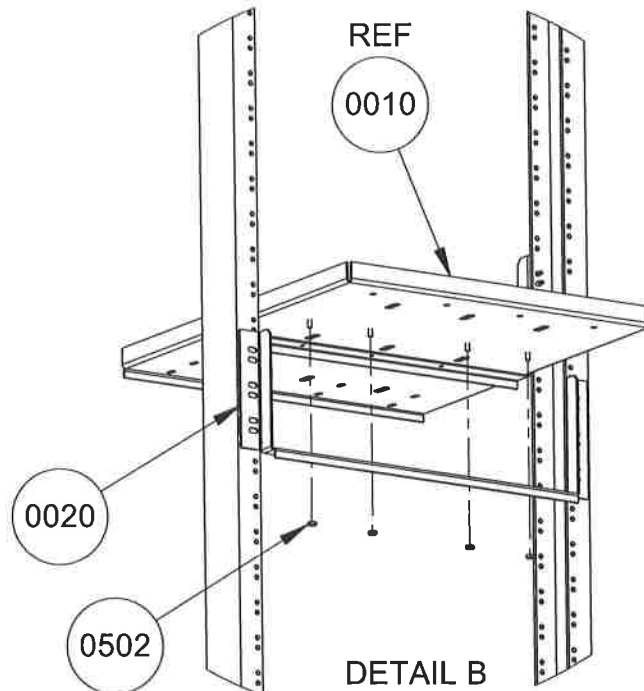
B

C

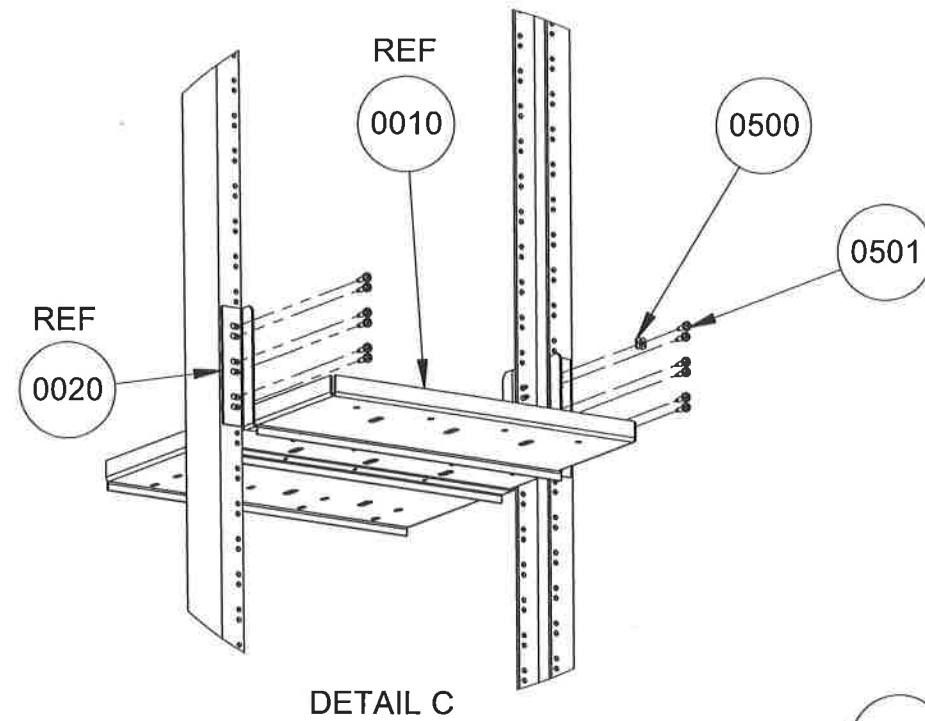
D



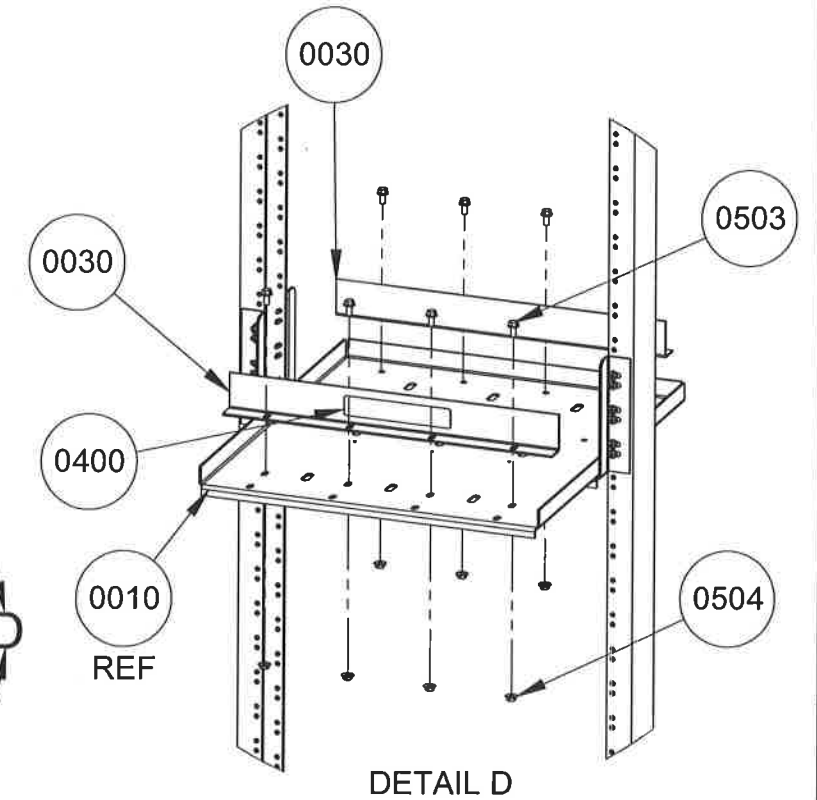
DETAIL A



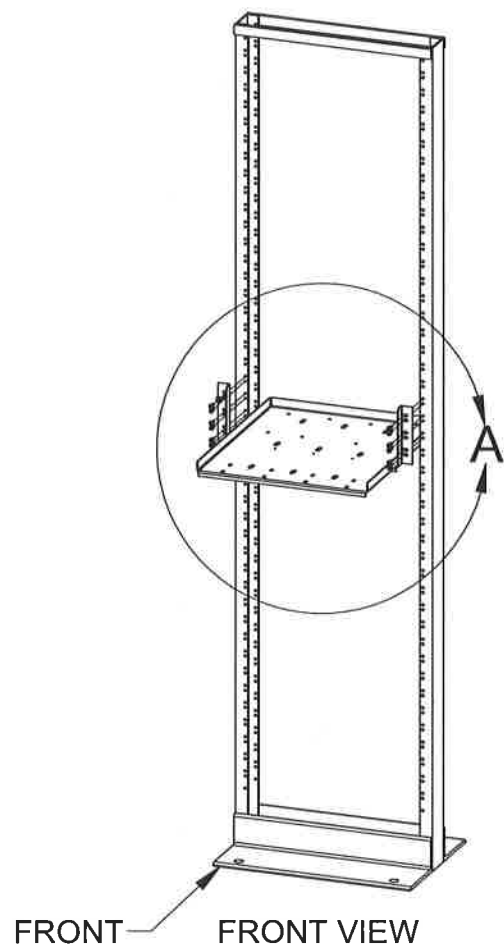
DETAIL B



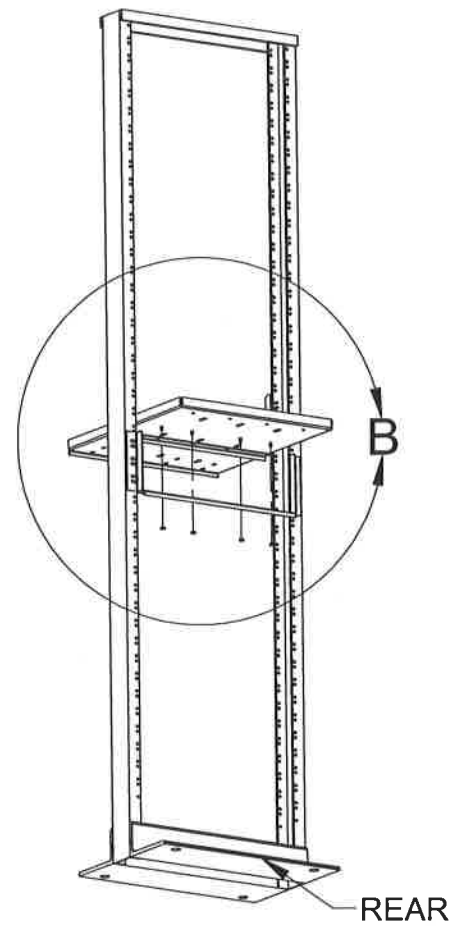
DETAIL C



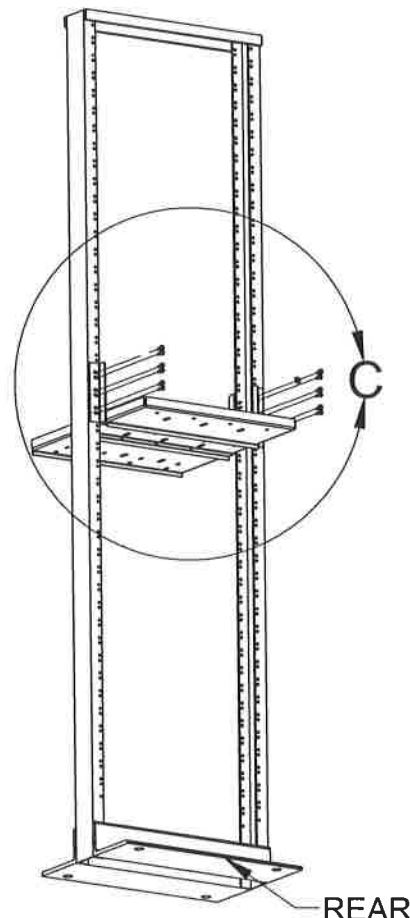
DETAIL D



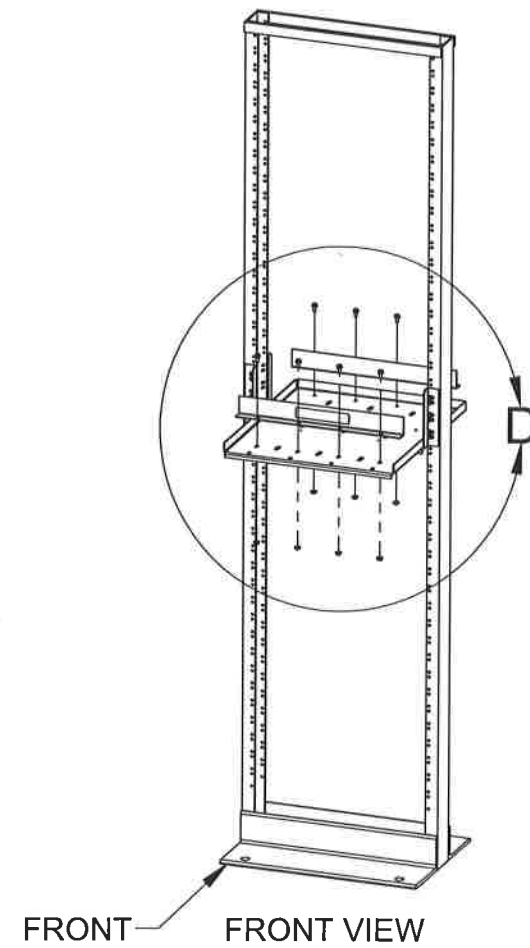
FRONT VIEW



REAR



REAR



FRONT VIEW

TRAY ASSEMBLY: 111.2027.01A

SIZE	DOC TYPE / NUMBER	ISSUE
B	PN 111-2027-XX	3
SCALE: N/A	SHEET 2 OF 3	FILE PN 111-2027-XX.SLDDRW

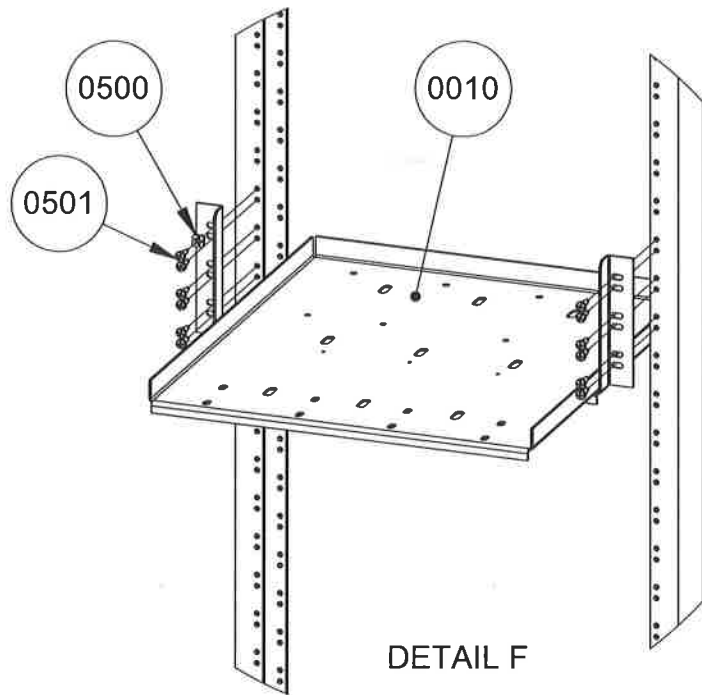
ED0961-5002-R2 Issue 2

A

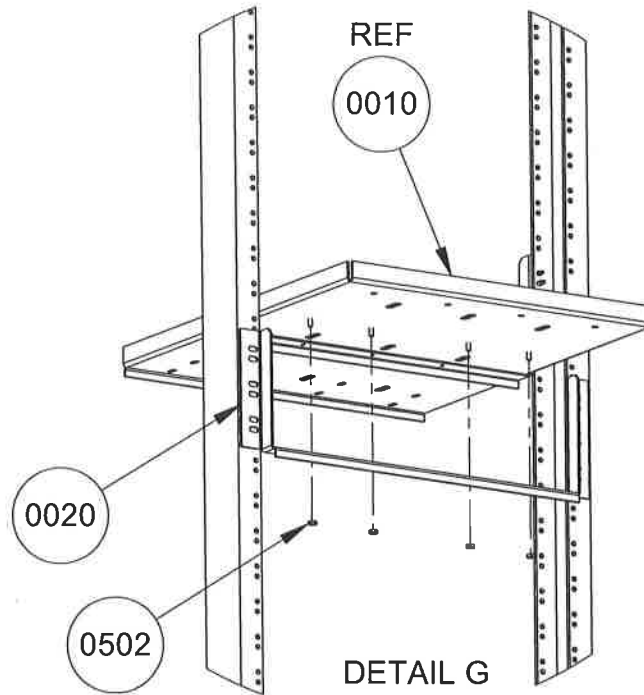
B

C

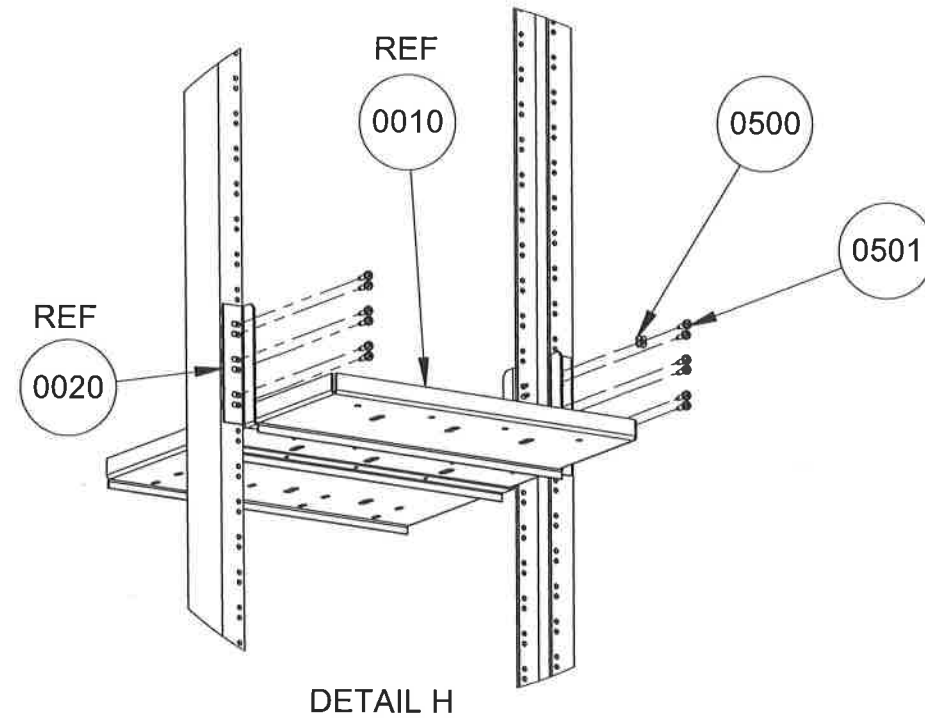
D



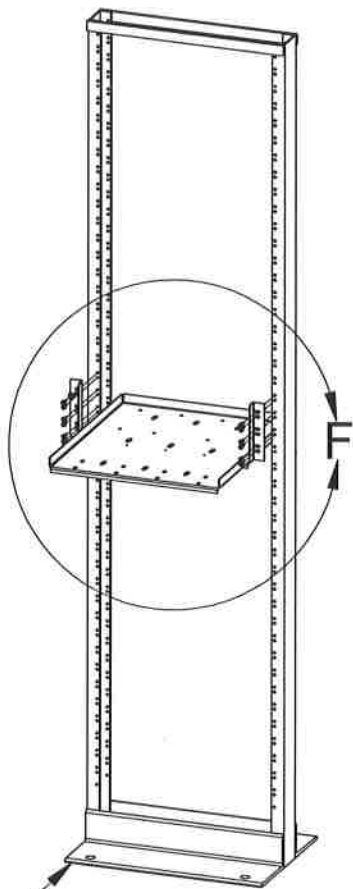
DETAIL F



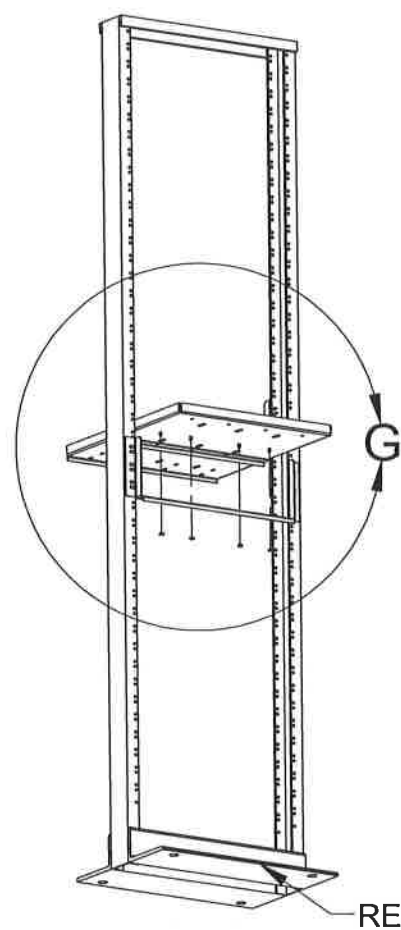
DETAIL G



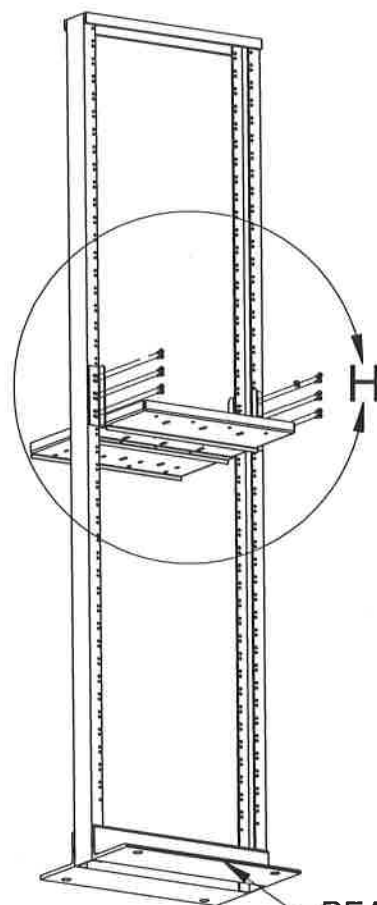
DETAIL H



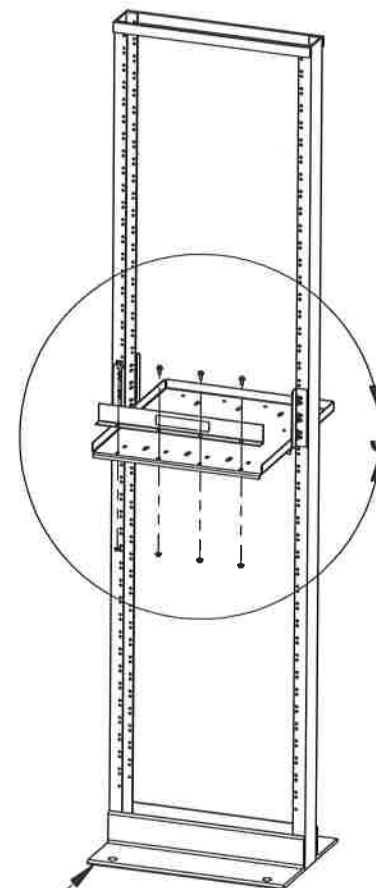
FRONT FRONT VIEW



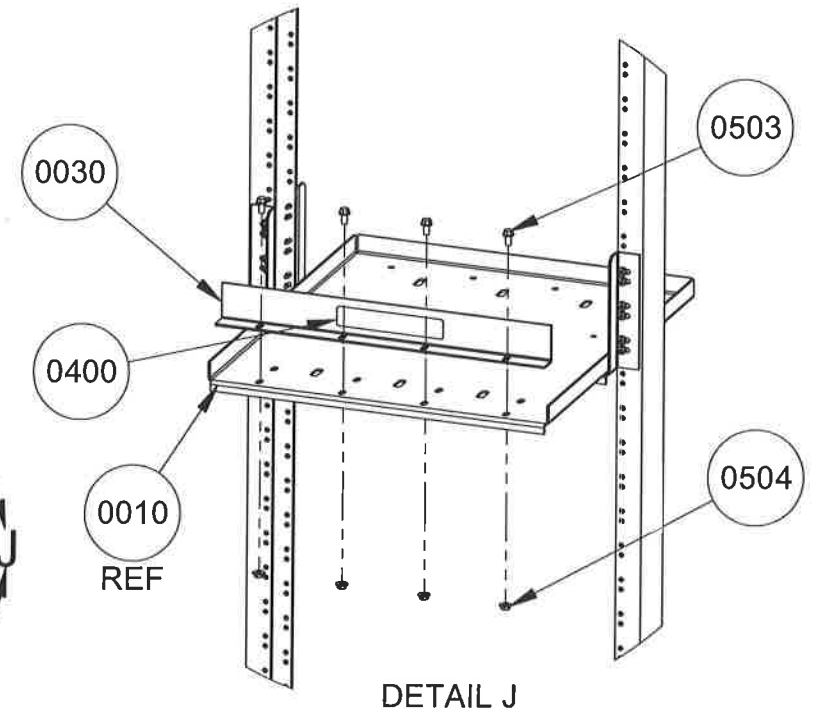
REAR



REAR



FRONT FRONT VIEW



DETAIL J

TRAY ASSEMBLY: 111.2027.02A

SIZE	DOC TYPE / NUMBER	ISSUE
B	PN 111-2027-XX	3
SCALE: N/A	SHEET 3 OF 3	FILE PN 111-2027-XX.SLDDRW

1

2

3

4