










POWERING TECHNOLOGY

Reliably powering your business.
Solving your power needs.

BATTERY TRAYS AND RACKS



Part Number	111.2019.02	111.2019.1616	111.2023.02	111.2027.01	111.2027.02	RD02332	KBC05182	RD02341	MBC04372-19
Description	19" Relay Rack Tray	19" Relay Rack Tray	23" Relay Rack Tray	19" Relay Rack Tray	19" Relay Rack Tray	23" Relay Rack Tray	23" Relay Rack Tray	19" Relay Rack Tray	19" Relay Rack Tray
Application	Front & Top Terminal	Top Terminal	Top Terminal	Front Terminal	Front Terminal	Front Terminal	Front Terminal	Front Terminal	Top Terminal
Tray Dimensions	16.0" W x 30.0" D	16.0" W x 16.0" D	20.0" W x 30.0" D	17.25" W x 14.4" D	17.25" W x 18.3" D	21.0" W x 22.19" D	21.2" W x 23.07" D	17.12" W x 21.12" D	16.75" W x 20.25" D
Battery Units	4 max. (see table on page 4)	4 max. (see table on page 4)	4 max. (see table on page 4)	4 max. (see table on page 4)	4 max. (see table on page 4)	4 max. (see table on page 4)	4 max. (see table on page 4)	2 max. (see table on page 4)	4 max. (see table on page 4)
Battery Type	TEL12-70 TEL12-80 TEL12-90 TEL12-125 TEL12-105FNS TEL12-160F TEL12-180F TEL6-180 TEL12-210F TEL12-210FG	TEL12-30 TEL12-60	TEL12-30 TEL12-45 TEL12-70 TEL12-80 TEL12-90 TEL12-125	TEL12-105FNCS	TEL12-115FNG	TEL12-105FNS TEL12-105FNCS TEL12-115FNG TEL12-210F TEL12-210FG	LS12-100 LS6-200 LS4-300 LS2-600	TEL12-105FS TEL12-160F TEL12-180F TEL12-210F TEL12-210FG	TEL12-30 TEL12-45 LS12-100 LS6-200 LS4-300 LS2-600
Maximum Capacity	210AH	60AH	125AH	105AH	115AH	210AH	600AH	210AH	600AH
									

BATTERY TRAY TABLE


Battery	Qty. in 19"	19" Tray Part Number	Qty. in 23"	23" Tray Part Number
TEL12-30	4	111.2019.1616 or MBC04372-19	4	111.2023.02
TEL12-45	4	111.2019.1616 or MBC04372-19	4	111.2023.02
TEL12-70	4	111.2019.02	4	111.2023.02 or RD02332
TEL12-80	4	111.2019.02	4	111.2023.02 or RD02332
TEL12-90	4	111.2019.02	4	111.2023.02
TEL12-125	4	111.2019.02	4	111.2023.02
TEL12-105FNS	2	111.2019.02 or RD02341	4	RD02332
TEL12-105FNCS	4	111.2027.01	4	RD02332
TEL12-115FNG	4	111.2027.02	4	RD02332
TEL12-160F	2	111.2019.02 or RD02341	4	RD02332
TEL12-180F	2	111.2019.02 or RD02341	4	RD02332
TEL12-180	4	111.2019.02	4	111.2023.02
TEL12-210F	2	111.2019.02 or RD02341	4	RD02332
TEL12-210FG	2	111.2019.02 or RD02341	4	RD02332

NOTE: See tray / battery diagrams opposite.

Battery	Qty. in 19"	19" Tray Part Number	Qty. in 23"	23" Tray Part Number
LS12-100	2	MBC04372-19	4	KBC05182
LS6-200	2	MBC04372-19	4	KBC05182
LS4-300	2	MBC04372-19	4	KBC05182
LS2-600	2	MBC04372-19	4	KBC05182

NOTE: See tray / battery diagrams opposite.

BATTERY TRAY DIAGRAMS



Part Number

170.0119.084

170.0123.084

385.2319.xxx
385.2319L.xxx

Description

19" Welded Steel Relay Rack - 42 Rack Spaces
Max wt. limit 1000 lbs.

23" Welded Steel Relay Rack - 42 Rack Spaces
Max wt. limit 1000 lbs.

Left or Right side mounted breaker

Dimensions

84" H

84" H

15A to 100A Capacity



NOTE: These drawings are a visual representation of the data given in the table on page 4 and should not be used to determine accurate dimensions. For complete information see the individual product documentation on the UNIPOWER web site.

Part Number

110.7010.00

110.7020.00

110.7021.00A

110.7050.01

110.7050.02

110.7050.05

110.7050.06

Description

23" Welded Steel Rack
3 Integrated Battery Trays

23" Welded Steel Rack
4 Integrated Battery Trays

19" Welded Steel rack
4 Integrated Battery Trays

24 Volt Rack
NEBS Zone 2
(without breakers)

24 Volt Rack
NEBS Zone 2
(with breakers)

48 Volt Rack
NEBS Zone 2
(without breakers)

48 Volt Rack
NEBS Zone 2
(with breakers)

Dimensions

24" W x 22.5" D x 83" H

24" W x 22.5" D x 83" H

20.2" W x 20.5" D x 84" H

25" W x 23" D x 82.1" H

25" W x 23" D x 82.1" H

25" W x 23" D x 82.1" H

25" W x 23" D x 82.1" H

Battery Tiers

3

4

4

5

5

5

5

Battery Units

12 max.

16 max.

16 max.

20 max.

20 max.

20 max.

20 max.

Battery Type

TEL12-105FS
TEL12-160F
TEL12-180F
TEL12-210F
TEL12-210FG

TEL12-105FS
TEL12-160F
TEL12-180F
TEL12-210F
TEL12-210FG

TEL12-105FNCS
TEL12-115FNG

TEL12-160F
TEL12-180F

TEL12-160F
TEL12-180F
TEL12-210F
TEL12-210FG

TEL12-160F
TEL12-180F
TEL12-210F
TEL12-210FG

TEL12-160F
TEL12-180F
TEL12-210F
TEL12-210FG

System Voltage

24V or 48V

24V or 48V

48V

24V

24V

48V

48V

Amp Hour Capacity

606AH Max. (48V)
1212AH Max. (24V)

808AH Max. (48V)
1616AH Max. (24V)

432AH Max.

2020AH Max.

2020AH Max.

1010AH Max.

1010AH Max.








Contact us

UNIPOWER LLC Headquarters
3900 Coral Ridge Drive,
Coral Springs, Florida 33065 USA

Tel: +1 954-346-2442

Fax: +1 954-340-7901

customer.services@unipowerco.com

 /unipowersolutions
 @unipowerco
 UNIPOWER LLC

www.unipowerco.com