


FEATURES

- ◆ Industry Standard 3" x 5" Footprint
- ◆ Universal AC Input
- ◆ Outputs from 12VDC to 48VDC
- ◆ 120 Watts Convection
- ◆ Active Power Factor Correction
- ◆ Class B EMI



TWO YEAR WARRANTY

SAFETY CERTIFICATIONS

UL60950-1 2nd Edition
 CSA22.2, No. 60950-1 2nd Edition
 EN60950-1 2nd Edition

STANDARD MODELS

Model Number	Output Voltage	Output Current	Output Power	Total Regulation	Ripple & Noise (Vp-p)
RD-120P-S12	12V	10.00A	120W	±3%	120mV
RD-120P-S15	15V	8.00A	120W	±2%	150mV
RD-120P-S18	18V	6.67A	120W	±2%	180mV
RD-120P-S19	19V	6.32A	120W	±2%	190mV
RD-120P-S24	24V	5.00A	120W	±2%	240mV
RD-120P-S30	30V	4.00A	120W	±2%	300mV
RD-120P-S32	32V	3.75A	120W	±2%	320mV
RD-120P-S36	36V	3.34A	120W	±2%	360mV
RD-120P-S48	48V	2.50A	120W	±2%	480mV

Note: All ratings for convection cooling.

SPECIFICATIONS

Typical at Nominal Line, Full Load and 25°C Unless Otherwise Noted. Subject to change without notice.

INPUT SPECIFICATIONS

Input Operating Range90-264VAC
 Power Factor, full load>0.95 @ 115VAC, > 0.9 @ 230VAC
 Input Frequency47-63Hz
 Input Current, RMS<2.5A @115VAC, <1.25A @ 230VAC
 Inrush Current, cold start @ 25°C<30A Peak @ 115VAC
<60A Peak @ 230VAC
 Input EMI Filter.....EN55022 Curve B, FCC20780 pt. 15J Curve B
 Input ProtectionInternal Fuse

OUTPUT SPECIFICATIONS

Total Output Power, Convection.....120 Watts
 Total Regulation ¹.....see model listing
 Ripple & Noise, Pk-Pk ².....see model listing
 Holdup Time, Full Load @ 115VAC16mS
 Dynamic Response ³.....300µS
 Temperature Coefficient.....±0.04%/°C
 Minimum Load.....0A
 Overload Protection105-150% Full Load, Auto Recovery
 Overvoltage Protection.....Shutdown
 Short Circuit Protection.....Auto Recovery

GENERAL SPECIFICATIONS

Efficiency.....85% typical at Full Load, 115VAC
 Switching Frequency.....50kHz
 MTBF.....100,000 Hours
 Immunity.....EN61000-4-2, 3, 4, 5, 6, 8, 11
 Safety Standards.....UL60950-1 2nd Ed., CSA22.2 No.60950-1 2nd Ed.,
 EN60950-1 2nd Ed.

ENVIRONMENTAL SPECIFICATIONS

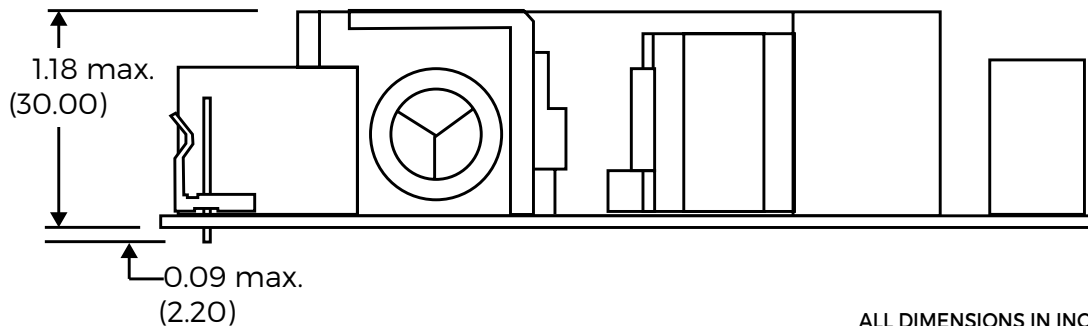
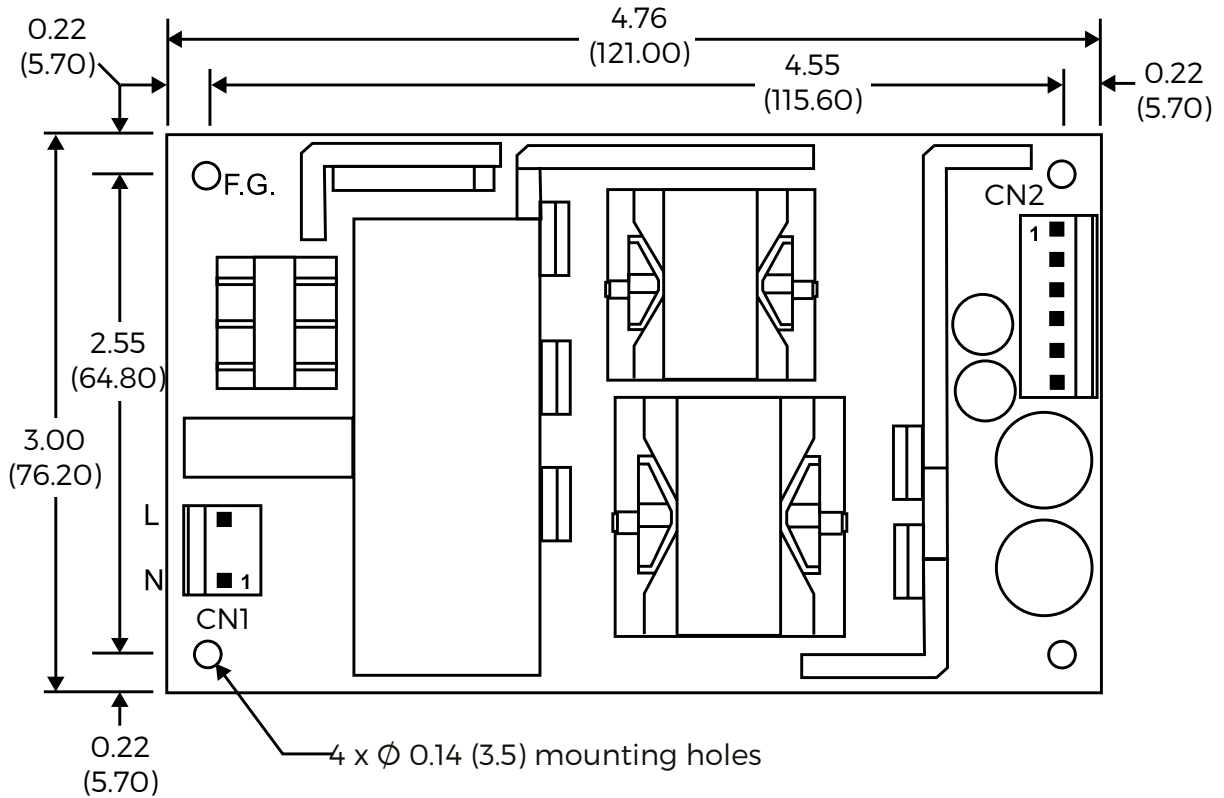
Operating Temperature.....0°C to 60°C Ambient
 Derating2.5%/°C, 41°C to 60°C
 Storage Temperature.....-10°C to +70°C
 Humidity.....10% to 95%, non-condensing
 Cooling.....Natural Convection

PHYSICAL SPECIFICATIONS

Format.....Open PCB
 Dimensions, Inches(mm).....5.0 L x 3.0 W x 1.18 H
 (127.0 x 76.2 x 30)
 Weight.....0.68 lbs (0.31 kg)

- NOTES: 1. No load to full load, including line regulation and load regulation.
 2. 20MHz bandwidth. Measure with 0.1µF ceramic and 10µF tantalum capacitors in parallel across the output.
 3. <4% deviation recovering to within 1% for 25% load change.

MECHANICAL SPECIFICATIONS & CONNECTION DETAILS



ALL DIMENSIONS IN INCHES (mm).

CONNECTOR PINOUTS	
CN1	See outline drawing
CN2	Pin 1: Output -Ve Pin 2: Output -Ve Pin 3: Output -Ve Pin 4: Output +Ve Pin 5: Output +Ve Pin 6: Output +Ve

MATING CONNECTORS	
CN1	Housing: Molex 09-76-1020 or equivalent Pins (2): Molex 08-70-0012 or equivalent
CN2	Housing: Molex 09-52-4064 or equivalent Pins (6): Molex 08-70-0012 or equivalent

A kit containing one each housing and indicated number of pins is supplied with each unit as standard.